


HOW TO MAKE GLASS TUMBLERS


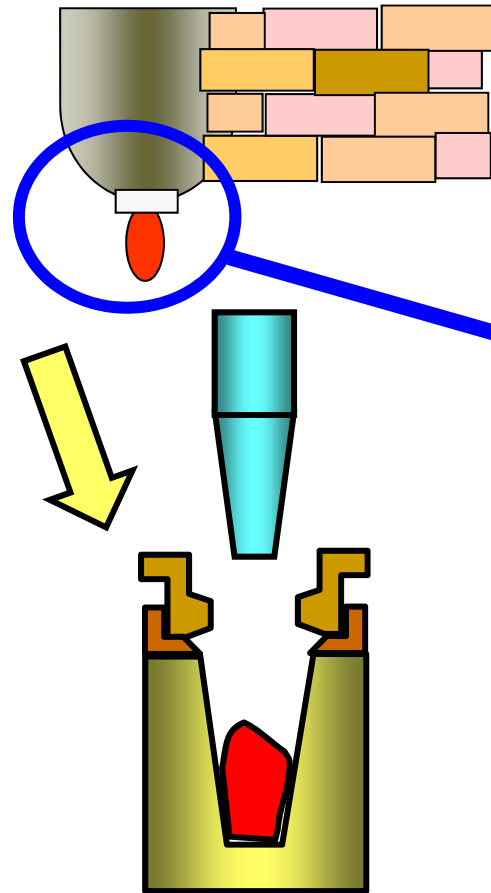
August, 2021

TOYO-SASAKI GLASS Co.,Ltd.


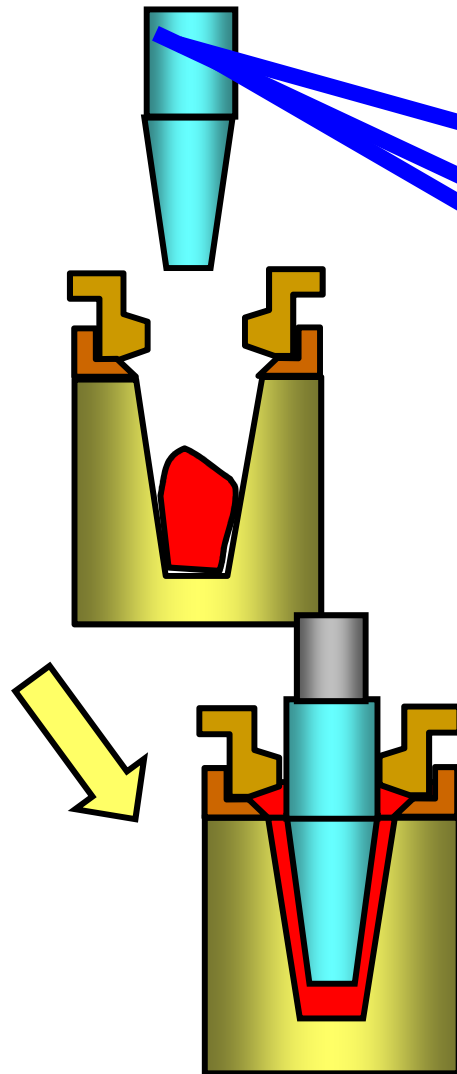


**WE WOULD LIKE TO INTRODUCE ONE OF OUR
MANUFACTURING PROCESSES, MAKING GLASS
TUMBLERS, TO YOU.**


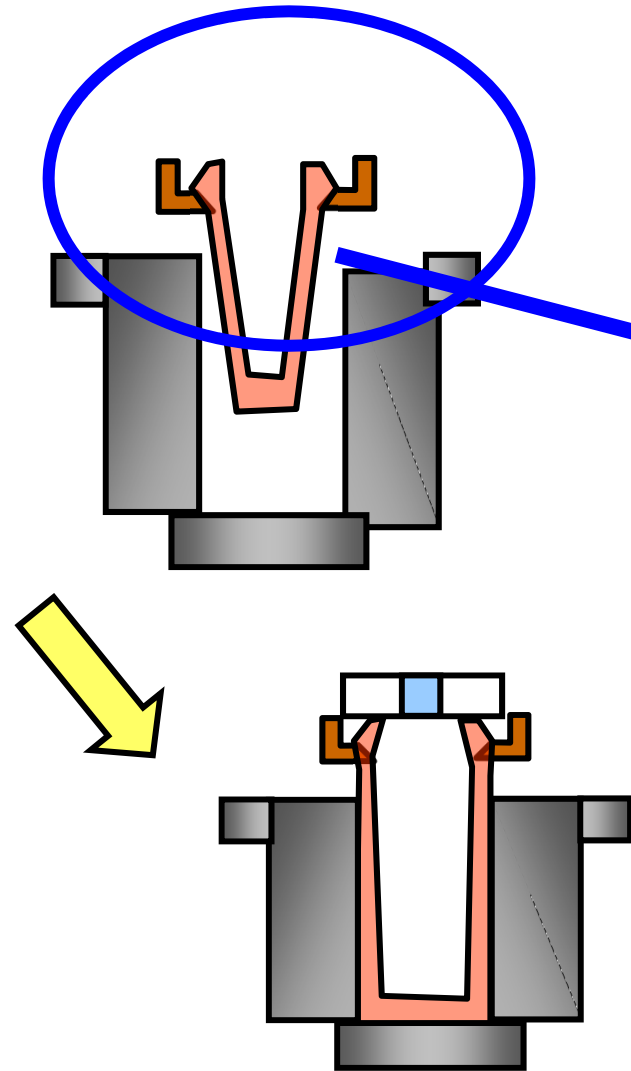
1) MELTING RAW MATERIALS OF SODA-LIME GLASS AT AROUND 1,500 DEGREES IN FURNACE. AND THEN, DROPPING MELETED GLASS INTO MOULD.



2) PRESSING MELTED GLASS IN MOULD TO FORM A ROUGH SHAPE.



3) BLOWING AIR INTO MOULD TO FORM A FINISHED SHAPE.



4) COOLING GLASS TUMBLERS DOWN GRADUALLY TO REMOVE STRAIN.



**WE HOPE THIS INFORMATION HELPS YOU UNDERSTAND HOW TO MAKE GLASS TUMBLERS.
PLEASE FEEL FREE TO LET US KNOW IF YOU HAVE ANY QUESTION.**

**Website: <https://www.toyo.sasaki.co.jp/e/>
Email: tsgintern@toyo.sasaki.co.jp**

August, 2021
TOYO-SASAKI GLASS Co.,Ltd.

Page4